


Charlie's



Banana



smoothie




food



tastes




better




outdoors




Can




you




find



the ingredients?




banana




milk




Can




you



find



the utensils?



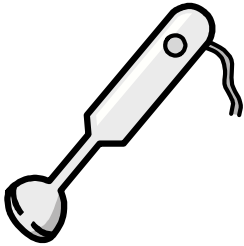
chopping board




sharp knife



jug




blender



Peel

the




banana




Slice

the



banana




Careful

sharp knife

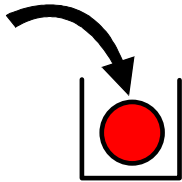


Put

the



banana




into

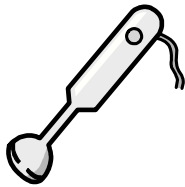
the



jug




Slowly




blend

the




banana



Careful

electricity



Slowly



add

the



milk




Blend

the




milk


and



banana



together

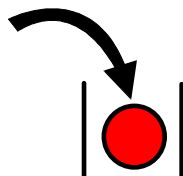


Pour

the



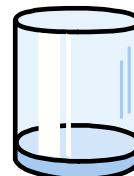
smoothie



into




a




glass



Enjoy




your



banana




smoothie




Remember




keep



your



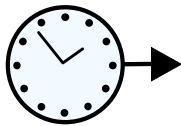
kitchen




clean and tidy



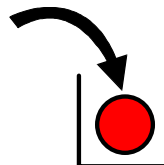
What



will



you



put



your

smoothie



in?




bottle



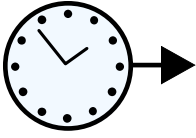
thermos




sippy cup



Where




will



you




drink




your




smoothie?



garden




woods




countryside



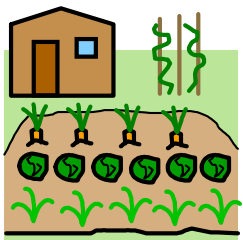
playground




park




beach



allotment



river



farm