

Poetry dice

This activity is designed to engage groups in creative writing and poetry based on experiences and memories of nature and the outdoors. By using sensory rich words such as slimy, soft and spiky the writer can create a rich memory or story of an outdoor experience that really comes alive. There are a variety of different ways to play the poetry dice game which means it is suitable for a wide range of participants. We have provided you with a collection of words however you may wish to substitute or add to these with pictures, photos or Widgit symbols. Groups or individuals can work together to create their very own poetry in this fun engaging activity.



You will need;

- 6 bags or containers
- Coloured felt tip markers or stickers
- Dice

Setting up

Dice

You will need a dice for this activity to randomise which bag participants select words from. There are several options for the dice as follows;

- Use a regular dice from a board game and add different spots or stickers of colour to each side.
- Large coloured foam dice can be purchased online from educational specialists.
- Make your own - you will find on the next few pages a printable cut out to make your own dice (you will need to print onto card or glue the paper to a piece of card and cut around it).

You can see a picture of a dice we made on the following page using shapes, colours and numbers.

Containers for words

Assign each container/bag a number between 1-6 and a colour. When the player rolls the dice it should then match one of the containers/bags.

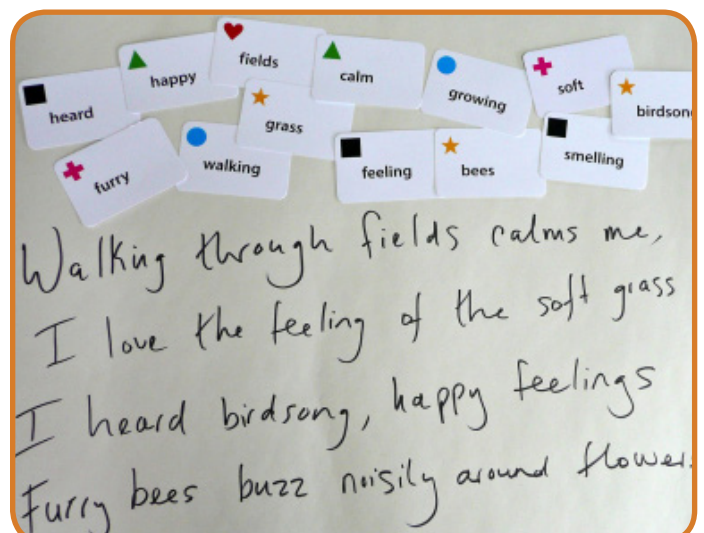
One at a time someone throws the dice and then takes a word from the corresponding coloured and numbered bag.

Below is a picture of some bags we made to play the game. Having shapes, colours and numbers makes them accessible to a wide range of people.



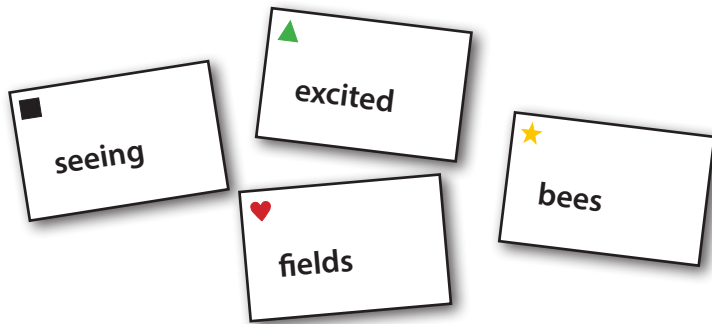
Words

You will need to print out the word cards at the end of the document and cut them out. They are grouped into different types.



Playing the game

Each player takes a turn at rolling the dice and picking a word from the corresponding bag or container. Players are encouraged to pick the word at random and not sift through. Once a word has been selected it should be laid out on a table for all to see. Words don't need to be laid out in any order.



From the example in the table you could pull out the following lines for a poem;

Tiring Boots Walking (R to L top line)
Taste Heavy Rain (Diagonal)
Flowers Smell Pretty (L to R 2nd line)
Eating, Love Chips! (L to R 3rd line)

Play around with different groups of words until you have something you like.

Option 1

Have a look at all the words and shuffle them around to make some interesting groups of words. Now you can add in extra words to make lines of poetry. Can you think of words that rhyme with the ones you have or have a similar sound?

Option 2 example

Original word pulled out	Alternative word	Alternative word
Walking	Boots	Tiring
Flowers	Smell	Pretty
Eating	Love	Chips
Taste	Mouth	Touch
Plough	Heavy	Field
Wet	Puddle	Rain

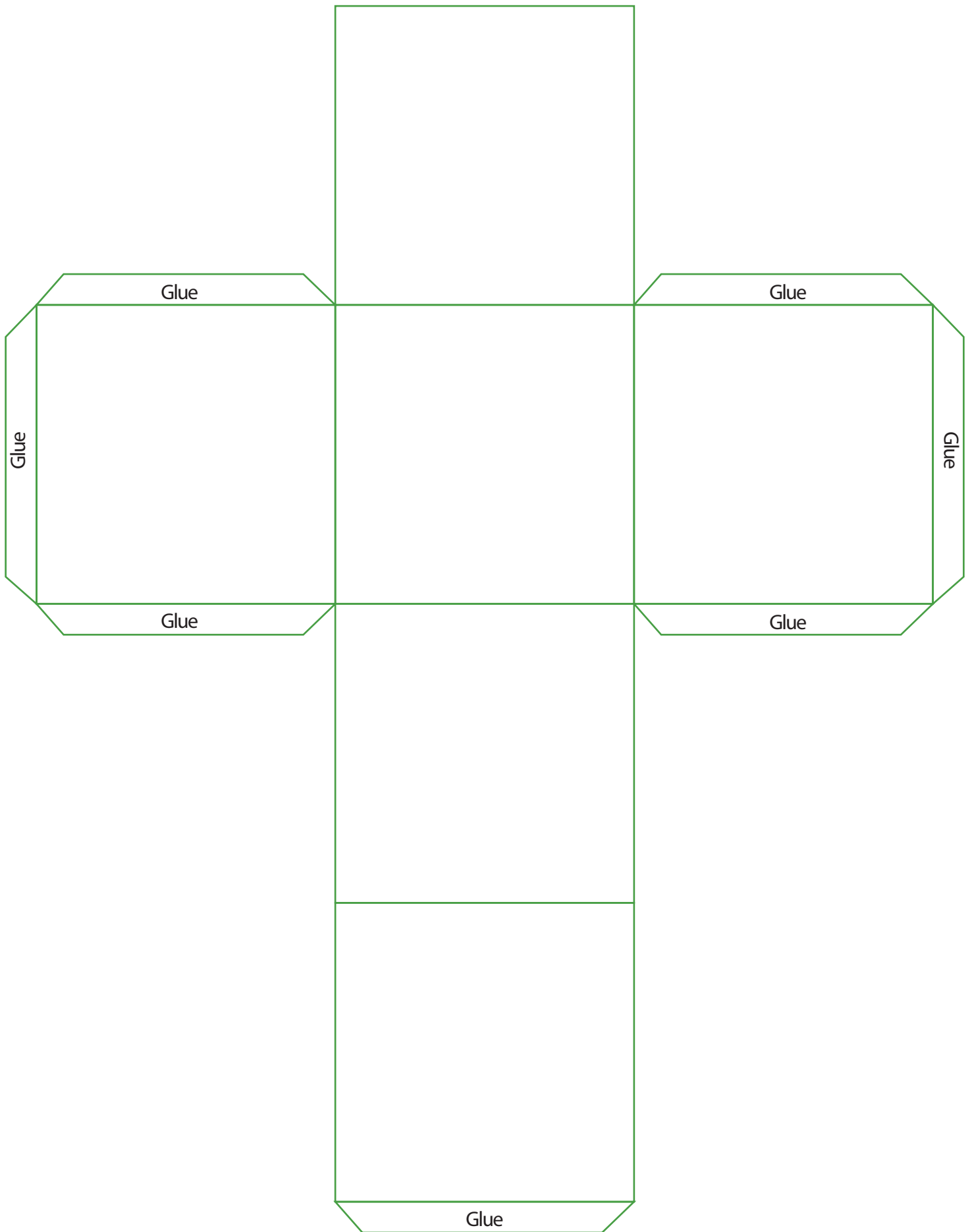
Option 2 (suitable for groups)

The group leader makes a list on a big sheet of paper of all the words that were pulled out of the bag. The group pass the dice to each other. Whoever catches it has to say the first word that comes into their head when the leader calls out one of the word cards. The group leader notes this word down and the dice gets passed again. The group leader should aim to get two new alternative words for every word on the list. Once this list has been compiled the group look at it and read all the words aloud, forward, backwards and diagonally looking for nice patterns or funny phrases. See the table above for an example;

Hints and tips

You may also want to make up your own words to personalise the game and make it relevant to personal experiences.

Print this onto card or print onto paper and stick onto card, a cereal packet will do!





slimy



muddy



wet



woolly



furry



soft



slippery



prickly



sweet



tasty



walking



ran



eating



drank



singing



growing



flowing



playing



watching



relaxed



chirping



tweeting



quickly



slowly



carefully



silently



seeing



heard



tasting



smelling



touched



feeling



sniffing



stroked



happy



fun



scared



surprised



excited



nervous



curious



calm



gentle



fascinated



worms



bugs



butterflies



bees



soil



wildflower



hedges



nectar



trees



wind



grass



birdsong



feathers



scent



roses



lavender



daffodil



sunshine



garden



beach



woods



apple tree



park
bench



orchard



vegetable



Sensory Trust

Sensory Trust promotes and supports the creation and management of outdoor spaces that can be used and enjoyed by everyone, regardless of age or ability.

www.sensorytrust.org.uk

Tel: +44 (0)1726 222900

Email: enquiries@sensorytrust.org.uk



@sensorytrust

sensory_trust